

Roblon

Spare Parts Order Form












FL150-3 Metal Halide Light Generator

Fax or mail
a copy of this page to

Roblon Lighting
Nordhavnsvej 1
9900 Frederikshavn
Tel: + 45 96 20 33 66
Fax: + 45 96 20 33 96
Mail: info@roblon.com

Customer name:	Delivery address:	Date of order:
		Invoicing address:
	Tel:	
	Fax:	

Please specify preferred delivery: Express Standard
(The customer is invoiced for shipment costs)

Description	Type	Roblon Item number	Quantity
Lamp 	Philips CDM-SA/R 150W	6515 0005	Pcs
Fan 	Sunon KDE 1208PTB3	6408 0124	Pcs
CTC filter -900K 	Reduces colour temperature from 4200K to 3300K (40x40x1,3mm)	5100 0201	Pcs
CTC filter -1200K 	Reduces colour temperature from 4200K to 3000K (40x40x1,3mm)	100 0206	Pcs
CTC filter KW65 	Reduces colour temperature (40x40x1,3mm)	5100 0208	Pcs
Colour filter - yellow 	Yellow dichroic colour filter (40x40x1,3mm)	5400 5002	Pcs
Colour filter - green 	Green dichroic colour filter (40x40x1,3mm)	5400 5003	Pcs
Colour filter - blue 	Blue dichroic colour filter (40x40x1,3mm)	5400 5005	Pcs
Colour filter - red 	Red dichroic colour filter (40x40x1,3mm)	5400 5006	Pcs
Harness adaptor 	Reduces lightport size from Ø28 to Ø9	7800 0130	Pcs
Ventilation hose adaptor 	For connecting light generator to Ø100mm flexible ventilation hose.	7800 0505	Pcs

Delivery terms ex works, NLS 95E

Repair Order Form →

Roblon

Repair Order Form

FL150-3 Metal Halide Light Generator

Send the light generator
and a copy of this page to:

Roblon Lighting
Nordhavnsvej 1
9900 Frederikshavn
Tel: + 45 96 20 33 66
Fax: + 45 96 20 33 96

Customer name:	Delivery address:	Date of order:
		Invoicing address:
	Tel:	
	Fax:	

Please describe the problem and working conditions of the light generator	Product serial number:

Before shipping the light generator please complete the checklist below:

Check list:

Symptom	Cause?	Solution	Yes	No	N/A
No light	Is the power ON?	Turn on the power.			
	Is the supply fuse intact?	Replace the fuse.			
	Is the power cord properly connected?	Reinsert the power cord.			
	Is the lid closed and the screw turned completely tight (interlock will be activated)?	Tighten the screw completely Close and secure the lid.			
	Is the light generator too hot?	Check with the installation instructions. Cool off for 10 minutes then try again.			
No light, fan running	Is the lamp blown	Replace the lamp with a new one.			
Light switches ON/OFF	Is the light generator too hot, while operating?	Check with the installation instructions.			
	Is the fan blocked?	Clear the airways.			
	Is the fan not running?	Reinsert the fan plug.			
	Is the fan still not running?	Replace the fan with a new one.			
The light output has diminished.	Is the lamp old?	Replace the lamp with a new one.			
	Are the filters dirty?	Clean the filters.			
	Is the fiber harness common end dirty?	Clean the harness common end.			

Please send this form and the light generator to Roblon Fiber Optics.

Spare Part Order Form →