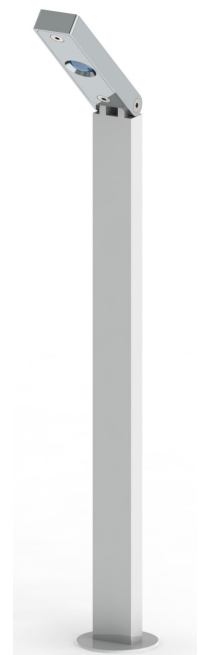
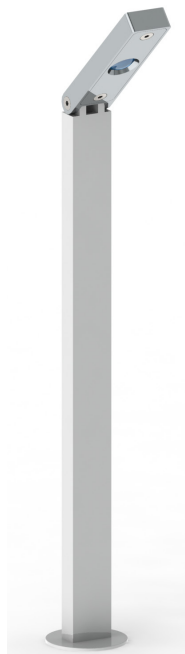


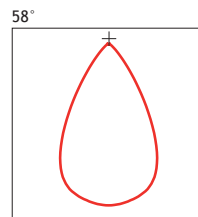
Twin Peak set



The freedom to design, define and redesign light on the spot. Two free-standing LED luminaires with driver. Plug-and-play installation. Unplug-and-play adjustment. Lift them out individually any time to rotate or to remove temporarily. Tilts 90°. Rotates 360°. For indoor use. For object, display and surface lighting. For showcases, niches and open display areas Citizen LED technology. High colour rendering. Superior, precise, uniform light. Glare-free. Light quality ensured for entire lifetime. Rigorously tested. Rigorously documented. Twin Peaks: the height of simply designable light.

Peak

For indoor use
Twin polished chrome luminaires with driver
Free-standing, recessed and flush-mounted
Tilts 90°
Rotates 360°
Glare-free
Chrome-plated brass
Dimmable
3,000 K
Operating ambient temperature -10° to +40°
Beam angle 58°
Constant Current
Citizen LED technology
TCI Jolly driver 1-10 V or push-dim
CRI (Ra) 80
Five-year warranty
LED standard lifetime 50,000 hours
LED luminous flux 225 lm
LED efficacy 65 lm/W



0.6 kg
Full set

IP 20

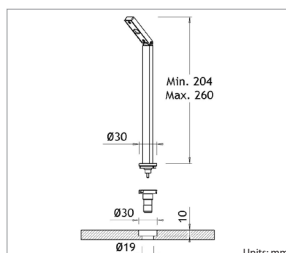
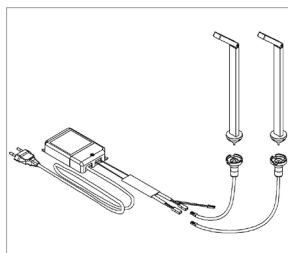
3.5 W
@ 300mA

90°

360°

RoHS

Twin Peak set



Item no.

2200 0460

Photometric and product data applies to one individual Peak luminaire, unless otherwise stated

Roblon accepts no responsibility for possible errors in catalogues, brochures or other printed and electronic material. Roblon reserves the right to alter or discontinue its products without notice. © 2012, Roblon A/S | 251012